



Adventure Bike Components & Accessories  
701 fuel tank breathers with Charcoal canister  
Balanced tanks




- Brass breather/spinners not used.
- Ensure hoses are not kinked or tied too tight clamping off
- Hoses can be shorten as required

Cut hose from rear tank breather too Y piece about 60-70mm from Y #3. Take connection #1 and connect to hose from rear tank you have cut off Y piece previously.

Connect hose #2 too Y piece hose that has been previously



Adventure Bike Components & Accessories  
701 fuel tank breathers with Charcoal canister  
Balanced tanks



Drill 8mm holes in carbon cover

Not used



requires drilling 1x 8mm holes into carbon cover

Adventure Bike Components & Accessories  
701 fuel tank breathers with Charcoal canister  
Balanced tanks



This side of Y piece stays connected to charcoal canister